

Project Notes:

THE SONG PROJECT



NEW
VOCABULARY:

- **Movement:** The principle of design dealing with the creation of action. Movement is a visual flow through the composition. It can be the suggestion of motion in a design as you move from object to object or along a path and may be created so that a viewer will move his/her attention through a picture.

MOVEMENT



NEW VOCABULARY:

Regular Rhythm



Irregular Rhythm



Flowing



Progressive



• Rhythm


- Intentional, regular repetition of lines or shapes to achieve a specific repetitious effect or pattern.
- There are many different kinds of rhythm, often defined by the feeling it evokes when looking at it.
 - Regular/Irregular: A rhythm that occurs when the intervals between the elements, and often the elements themselves, are similar in size or length or vary.
 - Flowing: A flowing rhythm gives a sense of movement, and is often more organic in nature.
 - Progressive: A progressive rhythm shows a sequence of forms through a progression of steps.

RHYTHM



NEW VOCABULARY:

- **Emphasis:**
- Special stress given to an element to make it stand out.




EMPHASIS



NEW VOCABULARY:

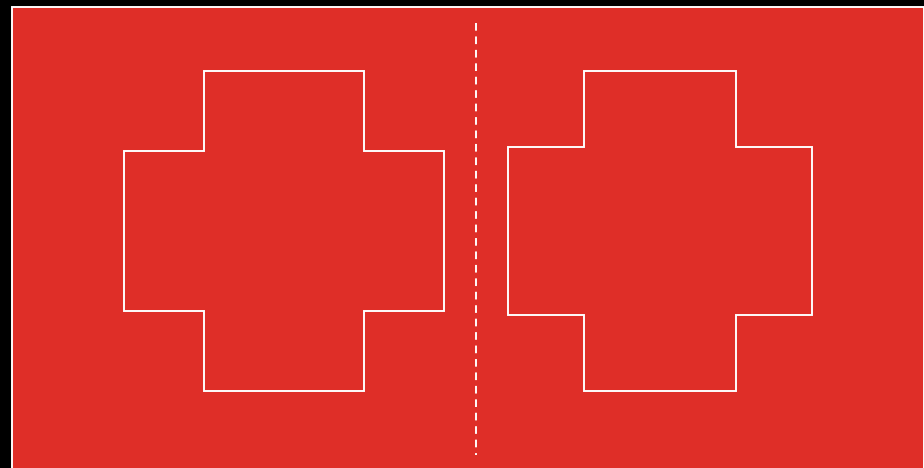
- **Balance-** The way in which the elements in visual arts are arranged to create a feeling of equilibrium in a work of art. The three types of balance are symmetry, asymmetry, and radial balance.



BALANCE

- **Symmetry**- Exact correspondence of form and constituent configuration on opposite sides of a dividing line or plane or about a center or an axis.


Symmetrical Balance



BALANCE

- Asymmetry- A lack of symmetry.


Asymmetrical Balance



BALANCE

- Radial Balance- The even arrangement of objects, especially of radiating parts, around a central point

Radial Symmetry



Radial Asymmetry



STUDENT WORK



LEARNING GOALS

1. To be able to create and identify balance in your painting.

2. To be able to show rhythm in your painting and identify what kind of rhythm it is (regular/irregular).

3. To be able to show and locate movement in a work of art.

ANSWER THESE
QUESTIONS ON
THE *BACK* OF
YOUR PAINTING:

(WORKSHEET)

1. What type of **balance** did you use?
2. What types of **rhythm** did you show?
3. Where did you show **movement** in the painting?
4. What is the title of the song the painting is about and who sings it?
5. What are the lyrics? (at least the most important ones)

HOMEWORK:

- Choose your favorite song
- Print or write out the lyrics of your favorite song
- Edit the lyrics so they are school appropriate (remove or change foul language)
- Optional: An electronic device with headphones/ear pods so you can listen to your favorite song.