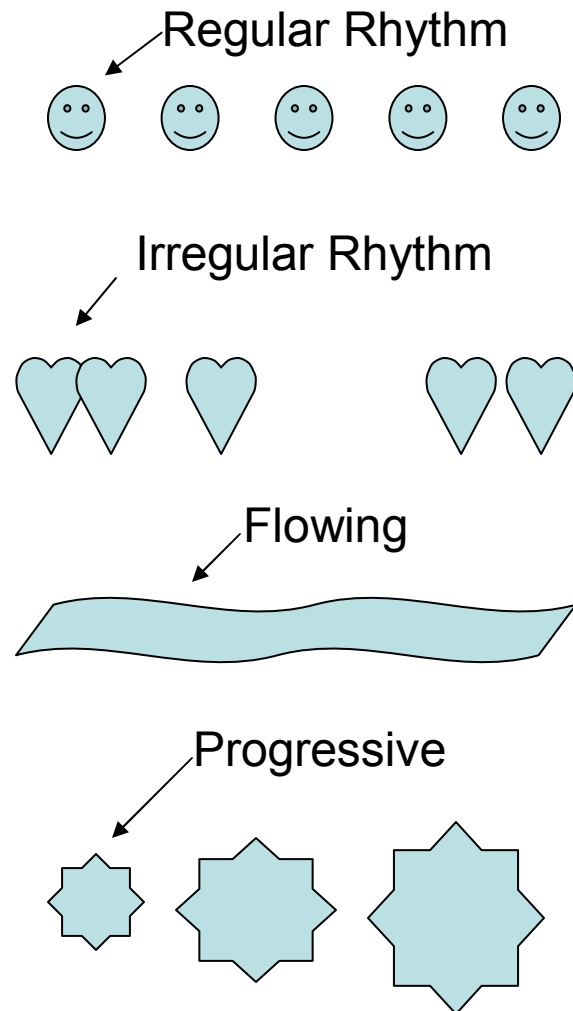


Project Name


The Song Project

# Rhythm





- Intentional, regular repetition of lines or shapes to achieve a specific repetitious effect or pattern.
- There are many different kinds of rhythm, often defined by the feeling it evokes when looking at it.
  - Regular/Irregular: A rhythm that occurs when the intervals between the elements, and often the elements themselves, are similar in size or length or vary.
  - Flowing: A flowing rhythm gives a sense of movement, and is often more organic in nature.
  - Progressive: A progressive rhythm shows a sequence of forms through a progression of steps.

# Rhythm



# Emphasis

- Special stress given to an element to make it stand out.



# Emphasis



# Movement


- The principle of design dealing with the creation of action. Movement is a visual flow through the composition. It can be the suggestion of motion in a design as you move from object to object or along a path and may be created so that a viewer will move his/her attention through a picture.



# Movement



# New Vocabulary



- **Balance-** The way in which the elements in visual arts are arranged to create a feeling of equilibrium in a work of art. The three types of balance are symmetry, asymmetry, and radial balance.

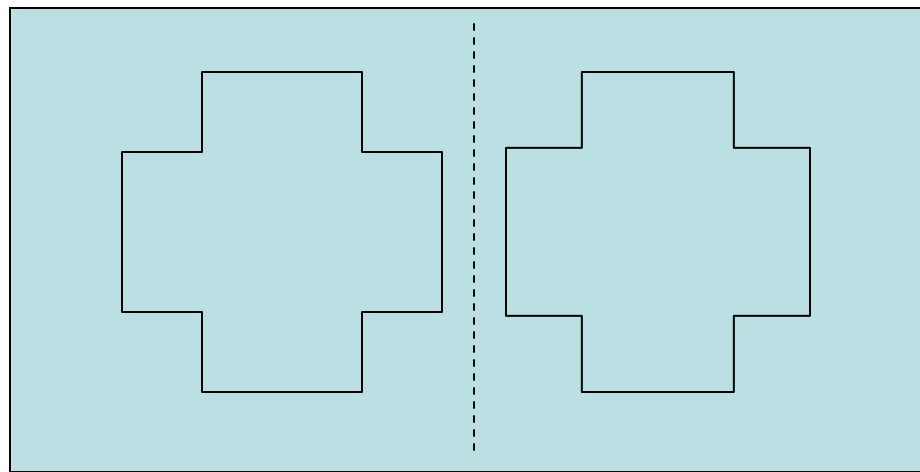




# New Vocabulary

- **Symmetry-** Exact correspondence of form and constituent configuration on opposite sides of a dividing line or plane or about a center or an axis.


Symmetrical Balance




# New Vocabulary

- Asymmetry- A lack of symmetry.

Asymmetrical Balance




# New Vocabulary



- Radial Balance- The even arrangement of objects, especially of radiating parts, around a central point

Radial Symmetry



# Student Work



# Learning Goals

1. To be able to create and identify balance in your painting.

2. To be able to show rhythm in your painting and identify what kind of rhythm it is (regular/irregular).

3. To be able to show and locate movement in a work of art.



# **For This Project, Bring in:**

- Your favorite song
- The lyrics of your favorite song
- A personal music player so you can listen to the song.

**Answer  
these  
questions  
on the  
*back* of  
your  
painting:**

1. What is the title of the song the painting is about and who sings it?
2. What are the lyrics? (at least the most important ones)
3. What type of **rhythm** did you show?
4. What type of **balance** did you use?
5. Where did you show **movement** in the painting?